

AVICENNA MEDICAL & DENTAL COLLEGE



STUDY GUIDE

2025

Forensic Medicine & Toxicology III

BLOCK 9- MODULE 23



Program: MBBS
Year: 3rd Professional Year
Batch No: M-22

Table of Contents

List of Abbreviations	3
Curriculum Framework	8
Introduction to the Study Guide	9
Objectives of the Study Guide	9
Introduction to Module	10
Module Committee	11
Curriculum Map	12
Timetable	13
Allocation of Hours	15
Modular Outcomes	16
Learning Objectives	18
Operational Definitions	37
Internal Assessment Policy	39
Assessment Criteria and Weighting	40
Assessment Procedures	41
Appeal Process	41
Attendance Requirement & Internal Assessment Criteria	41
Assessment Guidelines	41
Assessment Schedule	43
Table of Specification	44
Recommended Books & Reading Resources	45
About Avicenna Medical College	52
Infrastructure Resources	52
7-Star Doctor Competencies (PMDC)	54
Message from the Principal	54
Message from the Chairman	55
Vision & Mission	56

List of Abbreviations

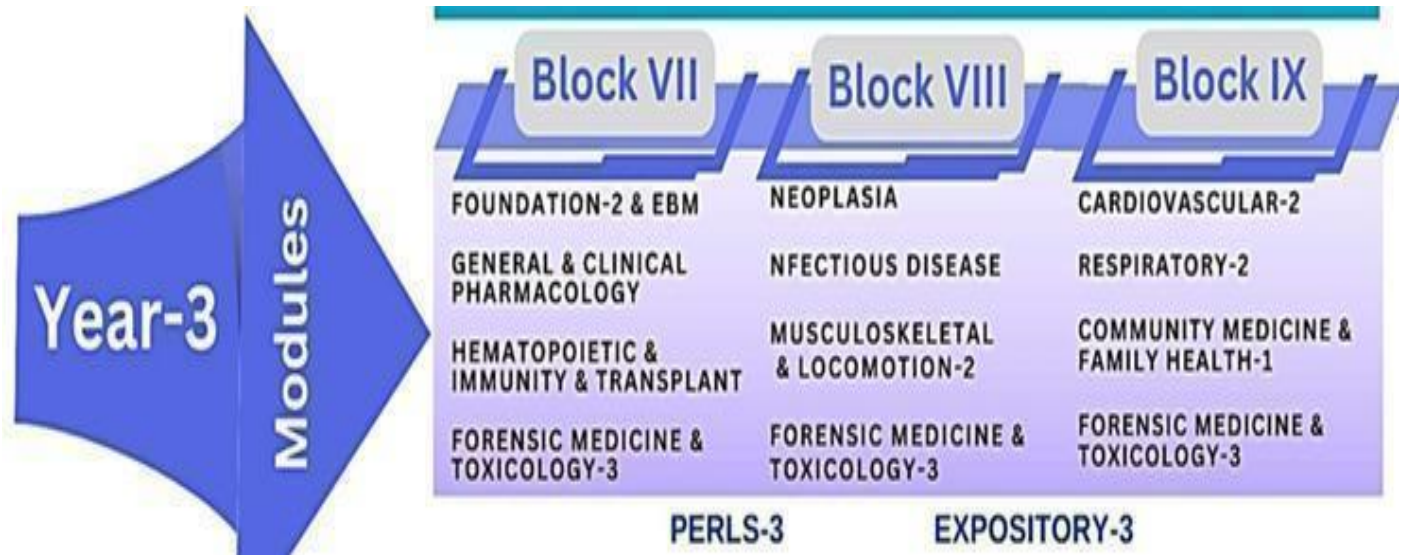
Letter	Abbreviations	Subjects
A	A	Anatomy
	ABCDE	Airway, Breathing, Circulation, Disability, Exposure
	ABG	Arterial blood gas
	ACS	Acute Coronary Syndromes
	Ag	Aging
	AKI	Acute kidney injury
	ALT	Alanine transaminase
	AMI	Acute Myocardial Infarction
	AMP	Adenosine monophosphate
	ANA	Antinuclear Antibody
	ANCA	Anti-neutrophil Cytoplasmic Antibodies
	ANS	Autonomic Nervous System
	AO	Association of osteosynthesis
	APTT	Activated Partial Thromboplastin Clotting Time
	ARDS	Acute Respiratory Distress Syndrom
	ARVC	Arrhythmogenic Right ventricular Cardiomyopathy
	ASD	Atrial Septal Defect
	AST	Aspartate aminotransferase
	ATLS	Advanced Trauma Life Support
	Au	Autopsy
	AUC	Area under the curve
	AV	Atrioventricular
B	B	Biochemistry
	BhS	Behavioral Sciences
	BHU	Basic Health Unit
	BSL	Biological Safety Level
C	C	Civics
	C-FRC	Clinical-Foundation Rotation Clerkship
	C.burnetii	Clostridium burnetii
	C.neoformans	Clostridium neoformans
	C.pneumoniae	Clostridium pneumoniae
	C.psittaci	Clostridium psittaci
	C.trachomatis	Clostridium trachomatis
	CA	cancer
	CABG	coronary artery bypass grafting
	CAD	coronary artery disease
	CBC	Complete Blood Count
	CCR5	cysteine-cysteine chemokine receptor
	CD31	cluster of differentiation 31
	CD34	cluster of differentiation 34
	CD4	cluster of differentiation 4
	CF	cystic fibrosis
	CK	Creatine kinase
	CLED	cystine lactose electrolyte deficient
	CLL	chronic lymphocytic leukemia
	CM	Community Medicine
	CML	chronic myeloid leukemia

	CMV	cytomegalo virus
	CNS	Central Nervous System
	CO	Carbon monoxide
	CO2	Carbon dioxide
	CODIS	combined DNA index system
	COPD	Chronic obstructive pulmonary disease
	COVID-19	Corona Virus Disease 2019
	COX	Cyclooxygenase
	CPR	Cardiopulmonary Resuscitation
	CR	Clinical Rotation
	CRP	Clinical Rotation CSF C- Reactive Protein
	CSF	Cerebro Spinal Fluid
	CT	Computed tomography
	CV	Cardiovascular
	CVA	Cerebral vascular accident
	CVS	Cerebrovascular system
D	D.medinensis	Dracunculus Medinensis
	DALY	Disability-Adjusted Life Year
	DCIS	Ductal Carcinoma in situ
	DCM	Dilated Cardiomyopathy Dorsal Colu
	DCMLS	Dorsal column medial lemniscus system
	DLC	Differential Leukocyte Count
	DMARDs	Disease Modifying Anti Rheumatic Drugs
	DNA	DeoxyRibonucleic Acid
	DOTS	Directly Observed Treatment Short-course
	DTP	Diphtheria, Tetanus, Pertussis
	DVI	Disaster Victim Identification
	DVT	Deep Vein Thrombosis
E	E.coli	Escherichia coli
	ECF	Extracellular Fluid
	ECG	Electrocardiography
	ECP	Emergency contraceptive pills
	ED50	Median Effective Dose
	EEG	Electroencephalogram
	EIA	Enzyme Immunoassay
	ELISA	Enzyme Linked Immunosorbent Assay
	EnR	Endocrinology & Reproduction
	ENT	Ear Nose Throat
	EPI	Expanded Programme on Immunization
	ER	Emergency Room
F	F	Foundation
	FAST	Focused Assessment with Sonography
	FEV1	Forced Expiratory Volume 1
	FM	Family Medicine
	For	Forensic Medicine
	FPIA	Fluorescent Polarization Immunoassay
	FS	Forensic Serology
	FSc	Forensic Science
	FVC	Forced Vital Capacity
G	GCS	Glasgow Coma Scale

	GFR	Glomerular Filtration Rate
	GIT	Gastrointestinal tract
	GL-MS	Gas Liquid Mass Spectrometry
	GLC	Gas Liquid Chromatography
	GLP	Guanosine Monophosphate
	GMP	Guanosine monophosphate
	GO	Gynecology and Obstetrics
	GP	General Practitioner
	GPE	General Physical Examination
	GTO	Golgi Tendon Organ
	Gynae & Obs	Gynecology and Obstetrics
H	H & E	Hematoxylin and eosin
	H. influenzae	Haemophilus influenzae
	H.pylori	Helicobacter pylori
	HAI	Healthcare Associated Infections
	HbC	Hemoglobin C
	HbS	Sickle Hemoglobin
	HbSC	Hemoglobin Sickle C Disease
	HCL	Hydrochloric Acid
	HCM	Hypertrophic Cardiomyopathy
	HHV	Human Herpesvirus
	HIT	Hematopoietic, Immunity and Transplant
	HIV	Human Immunodeficiency Virus
	HL	Hematopoietic & Lymphatic
	HLA	Human Leukocyte Antigen
	HMP	Hexose Monophosphate
	HNSS	Head & Neck and Special Senses
	HPLC	High Pressure Liquid Chromatography
I	ICF	Intra Cellular Fluid
	ID	Infectious Diseases
	IE	Infective Endocarditis
	IL	Interleukin
	ILD	Interstitial Lung Disease
	IN	Inflammation
	INR	International Normalized Ratio
	INSTIs	Integrase Strand Transfer Inhibitors
	IPV	Intrauterine Device
	IUD	Intrauterine device
	IUGR	Intra-Uterine Growth Restriction
J	JVP	Jugular Venous Pulse
L	L	Law
	LD50	Median Lethal Dose
	LDH	Lactate Dehydrogenase
	LSD	Lysergic acid diethylamide
M	M	Medicine
	MALT	Mucosa Associated Lymphoid Tissue
	MBBS	Bachelor of Medicine, Bachelor of Surgery
	MCH	Mean corpuscular hemoglobin
	MCHC	Mean Corpuscular Hemoglobin Concentration
	MCV	Mean Corpuscular Volume
	MHO2001	Mental Health Ordinance 2001
	MoA	Mechanism of action

	MRI	Mechanism of action
	MS	Musculoskeletal
	MSD	Musculoskeletal disorders
	MSDS	Minimum Service Delivery Standards
	MSK	Musculoskeletal
N	N	Neoplasia
	NEAA	Non-Essential Amino Acids
	NK cells	Natural Killer Cells
	NNRTI	Non-nucleoside Reverse Transcriptase Inhibitors
	NRTIs	Nucleoside Reverse Transcriptase Inhibitors
	NS	Neurosciences
O	NSAIDs	Non-steroidal Anti-Inflammatory Drugs
	O	Ophthalmology
	OA	Osteoarthritis
	OPC	Organophosphate
	OPV	Oral poliovirus vaccine
	Or	Orientation
	Orth	Orthopaedic
P	P	Physiology
	P.jiroveci	Pneumocystis jiroveci
	Pa	Pathology
	PAD	Pathology
	PAF	Platelet activating factor
	PBL	Problem Based Learning
	PCH	Psychiatry
	PCR	Polymerase Chain Reaction
	PDA	Patent Ductus Arteriosus
	PDGF	Platelet derived growth factor
	Pe	Pediatrics
	PEM	Protein Energy Malnutrition
	PERLs	Professionalism, Ethics, Research, Leadership
	PET	Positron Emission Tomography
	Ph	Pharmacology
	Ph	Pharmacology
	PI	Personal Identity
	PID	Pelvic inflammatory disease
	PIs	Protease inhibitors
	PMC	Pakistan Medical Commission
	PMDC	Pakistan Medical and Dental Council
	PMI	Post-Mortem Interval
	PNS	Peripheral Nervous System
	PPD	Paraphenylenediamine
	PPE	Personal Protective Equipment
	Psy	Psychiatry
	PT	Prothrombin Time
	PVC	Premature Ventricular Contraction
	PVD	Peripheral Vascular Diseases
Q	QALY	Quality-Adjusted Life Year
	QI	Quran and Islamiyat
R	R	Renal
	Ra	Radiology

	RA	Radiology
	RBCs	Red Blood cells
	RCM	Restrictive Cardiomyopathy
	RDA	Recommended Dietary Allowance
	Re	Respiratory
	RF	Rheumatoid factor
	RFLP	Restriction Fragment Length Polymorphism
	Rh	Rheumatology
	RHC	Rural Health Center
	RIA	Radioimmunoassay
	RMP	Resting Membrane Potential
	RNA	Ribonucleic Acid
	RTA	Road Traffic Accident
S	S	Surgery
	S.pneumonia	Streptococcus pneumoniae
	SA	Sinoatrial
	SCC	Squamous-cell carcinoma
	Se	Sexology
	Sec	Section
	SIDS	Sudden Infant Death Syndrome
	SLE	Systemic Lupus Erythematosus
	SOP	Standard Operating Procedure
T	TB	Tuberculosis
	TBI	Traumatic Brain Injury
	TCA	Tricarboxylic acid cycle
	TCBS	Thiosulphate Citrate Bile salts Sucrose
	TD50	Median Toxic Dose
	TGA	Transposition of the Great Arteries
	Th	Thanatology
	TLC	Thin Layer Chromatography
	TNF	Tumor Necrotic Factor
	TNM	Tumor Necrotic Factor
	TOF	Tetralogy of Fallot
	Tox	Toxicology
	Tr	Traumatology
	TSI	Triple Sugar Iron
U	USG	Ultrasonography
	UTI	Urinary Tract Infections
	UV	Ultraviolet
V	VAP	Ventilator-Associated Pneumonia
	Vd	Volume of Distribution
	VEGF	Vascular Endothelial Growth Factor
	VSD	ventricular septal defect
W	W. bancroft	Wuchereria bancroft
	WBCs	White Blood Cells
	WHO	World Health Organization
Z	ZN Staining	Ziehl-Neelsen Staining



Introduction to the Study Guide

Welcome to the Avicenna Medical & Dental College Study Guide!

This guide serves as your essential resource for navigating the complexities of your medical education at Avicenna Medical & Dental College. It integrates comprehensive details on institutional framework, curriculum, assessment methods, policies, and resources, all meticulously aligned with UHS, PMDC and HEC guidelines.

Each subject-specific study guide is crafted through a collaborative effort between the Department of Medical Education and the respective subject departments, ensuring a harmonized and in-depth learning experience tailored to your academic and professional growth.

Objectives of the Study Guide

1. Institutional Understanding:

- Gain insight into the college's organizational structure, vision, mission, and graduation competencies as defined by PMDC, setting the foundation for your educational journey.

2. Effective Utilization:

- Master the use of this guide to enhance your learning, understanding the collaborative role of the Department of Medical Education and your subject departments, in line with PMDC standards.

3. Subject Insight:

- Obtain a comprehensive overview of your courses, including detailed subject outlines, objectives, and departmental structures, to streamline your academic planning.

4. Curriculum Framework:

- Explore the curriculum framework, academic calendar, and schedules for clinical and community rotations, adhering to the structured guidelines of UHS & PMDC.

5. Assessment Preparation:

- Familiarize yourself with the various assessment tools and methods, including internal exam and external exam criteria, and review sample papers to effectively prepare for professional exams.

6. Policies and Compliance:

- Understand the institutional code of conduct, attendance and assessment policies, and other regulations to ensure adherence to college standards and accrediting body requirements.

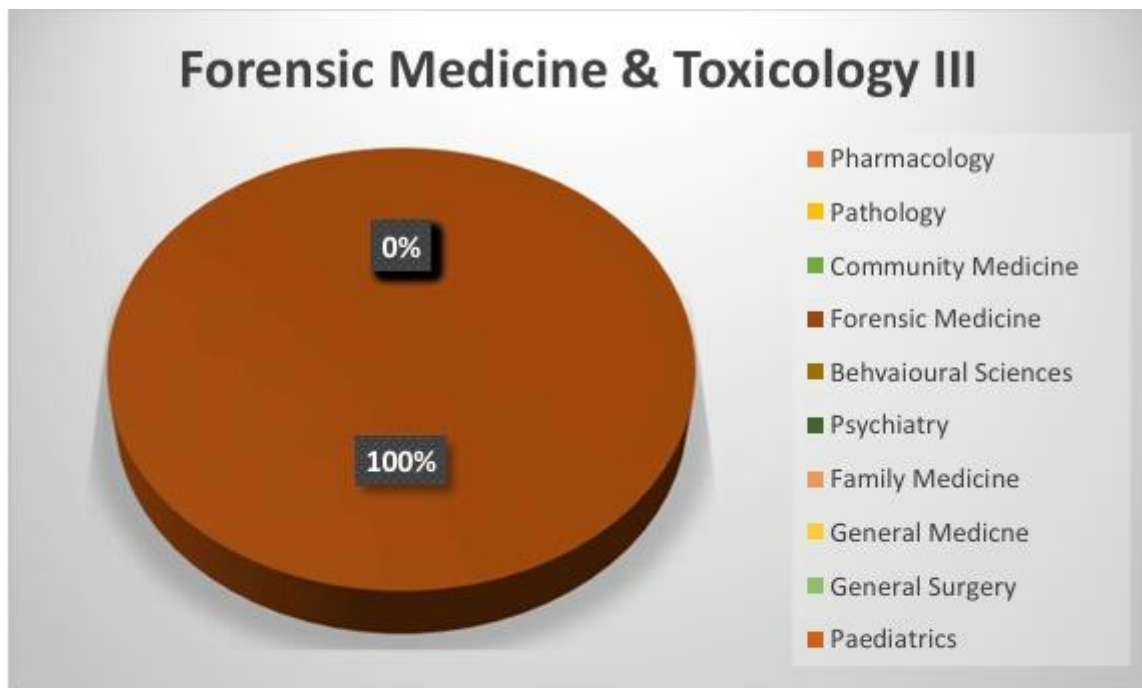
7. Learning Resources:

- Utilize the learning methodologies, infrastructure resources, and Learning Management System to maximize your educational experience and academic success.

This guide, meticulously developed in collaboration with your subject departments, is designed to support your academic journey and help you achieve excellence in accordance with the highest standards set by PMDC and HEC.

Introduction to Module

- This module prepares the 3rd year MBBS students for the real-world challenges of crime scene investigation, medico-legal frameworks of Pakistan, and dealing with cases of poisoning.
- This module is critical in developing a holistic understanding of the intersection of the medical profession and law.



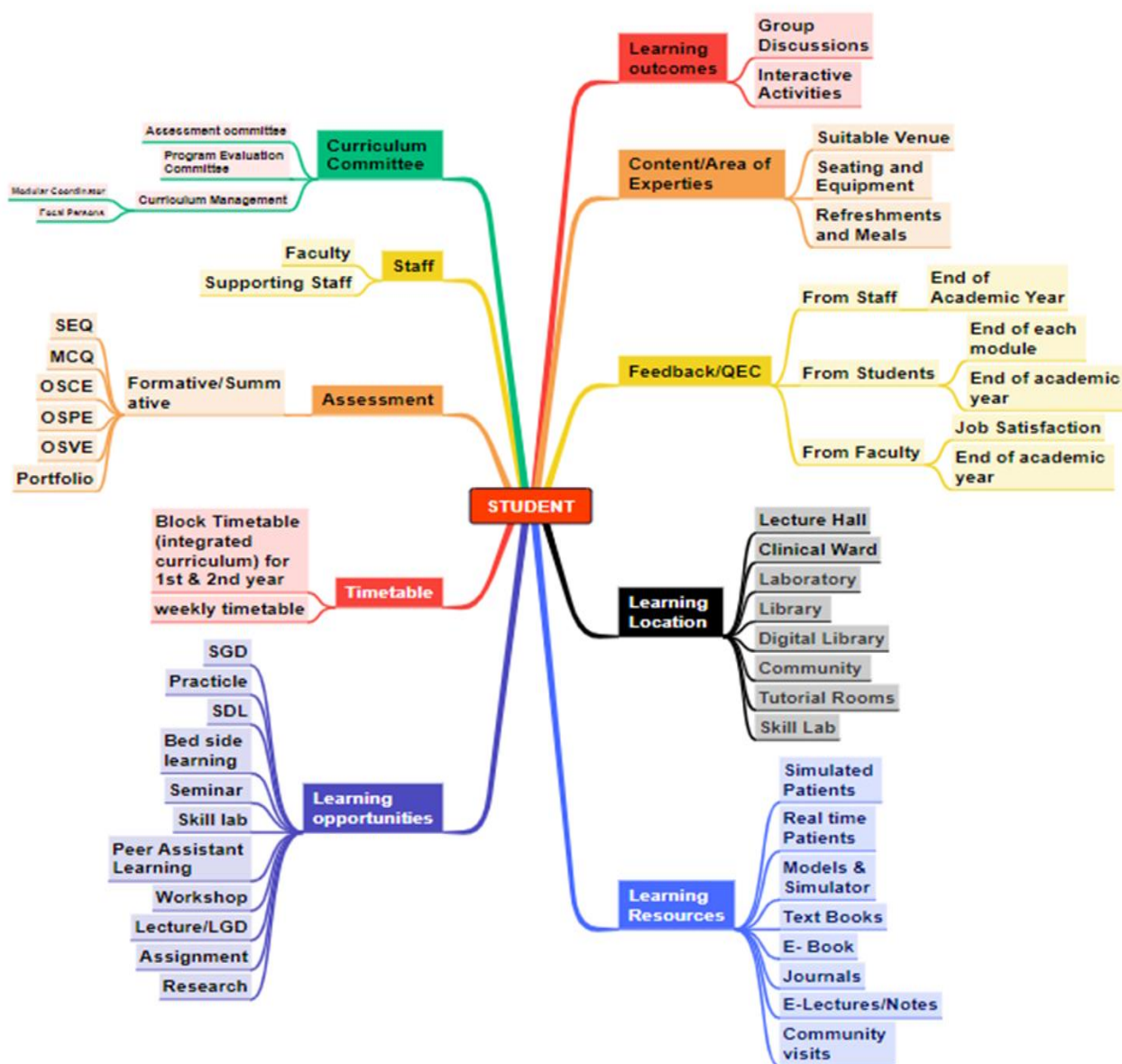
Module Weeks	Recommended Minimum Hours
1.14	40

Module Committee

Name	Designation	Department
Prof. Dr. Gulfreen Waheed	Principal & Director	Medical Education
Dr. Saba Iqbal	Associate Director	Medical Education
Dr. Ijlal Zehra	Head	Assessment Cell
Dr. Javaid Shabkhez Rab	Coordinator	Medical Education
Dr. Salar Arsalan	Demonstrator	Medical Education
Dr. Huma Fatima	Demonstrator	Medical Education
Ms. Tamzeela	Co-Coordinator	Medical Education
Mr. Adeel	Head	Student Affairs
Prof. Dr. Saeed Afzal	Head	Pathology
Dr. Majid	Focal Person	Pathology
Prof. Dr. Asma Saeed	Head	Pharmacology
Dr. Azka	Focal Person	Pharmacology
Prof. Dr. Rana Akhtar	Head	Community Medicine
Dr. Usman Sheikh	Focal Person	Community Medicine
Prof. Dr. Zainab	Head	Forensic Medicine
Dr. Anwar	Focal Person	Forensic Medicine
Prof. Dr. Hassan Khan	Head	Surgery Unit-1
Prof. Dr. Khalid Nizami	Head	Surgery Unit-2
Dr. Sumaira	Focal Person	General Surgery
Prof. Dr. Muzammil	Head	Medicine Unit-1
Prof. Dr. Waheed Ahmed	Head	Medicine Unit-2
Dr. Usman	Focal Person	General Medicine
Dr. Usman	Focal Person	Psychiatry
Dr. Usman	Focal Person	Family Medicine
Dr. Farhat	Head	Behavioural Sciences
Dr. Uzma	Focal Person	Paediatrics

Curriculum Map

This pictorial, vertical and horizontal presentation of the course content and extent shows the sequence in which various systems are to be covered. Curricular map to cover all the subjects and modules and the time allocated to study of the systems for the undergraduate programs offered at four colleges at campus are as follows:



Timetable

AVICENNA MEDICAL & DENTAL COLLEGE									
TIME TABLE		M-22	SESSION 2024-2025						Week-36
DATE	DAY	3rd Year MBBS							BLOCK # IX
DATE	DAY	8.00-9.00	9.00-10.00	10.00-11.00	11.00-12.00	12.00-12.30	12.30-1.30	1.30-3.30	MODULE - 23
17-Nov	MON	LECTURE PATHOLOGY LECTURE HALL3	CFRC CLINICAL ROTATION PRACTICAL		LECTURE PHARMACOLOGY LECTURE HALL3	BREAK	LECTURE SURGERY LECTURE HALL3	TUTORIAL IN 3 BATCHES	
18-Nov	TUE	8.00-10.00		10.00-10.30	10.30-12.30		12.30-1.30	1.30-3.30	
		GRAND TEST SURGERY		BREAK	OSPE/VIVA		CFRC CLINICAL ROTATION PRACTICAL		
19-Nov	WED	8.00-9.00	9.00-10.00	10.00-11.00	11.00-12.00	12.00-12.30	12.30-1.30	1.30-3.30	
		LECTURE COM. MEDICINE LECTURE HALL3	LECTURE MEDICINE LECTURE HALL3	LECTURE FOR.MEDICINE LECTURE HALL3	TUTORIAL IN 3 BATCHES	BREAK	CFRC CLINICAL ROTATION PRACTICAL		
20-Nov	THU	8.00-9.00	9.00-10.00	10.00-11.00	11.00-12.00			12.30-1.30	1.30-3.30
		LECTURE PERLs LECTURE HALL3	LECTURE MEDICINE LECTURE HALL3	LECTURE PATHOLOGY LECTURE HALL3	LECTURE COM. MEDICINE LECTURE HALL3	LECTURE SURGERY LECTURE HALL3		TUTORIAL IN 3 BATCHES	
		8.00-9.00	9.00-10.00	10.00-11.00	11.00-1.00		1.00-2.00	2.00-3.30	
21-Nov	FRI	LECTURE FOR.MEDICINE LECTURE HALL3	LECTURE PHARMACOLOGY LECTURE HALL3	LECTURE MEDICINE LECTURE HALL3	LECTURE PATIENT SAFETY LECTURE HALL3		JUMMA BREAK	SDL	
Prepared by DME									

AVICENNA MEDICAL & DENTAL COLLEGE

TIME TABLE		M-22	SESSION 2024-2025						Week-37
DATE	DAY	3rd Year MBBS							BLOCK # IX
DATE	DAY	8.00-9.00	9.00-10.00	10.00-11.00	11.00-12.00	12.00-12.30	12.30-1.30	1.30-3.30	
24-Nov	MON	LECTURE PATHOLOGY LECTURE HALL3	CFRC CLINICAL ROTATION PRACTICAL		LECTURE COM. MEDICINE LECTURE HALL3	BREAK	LECTURE PERLs LECTURE HALL3	TUTORIAL IN 4 BATCHES	
25-Nov	TUE	8.00-10.00		10.00-10.30	10.30-12.30		12.30-1.30	1.30-3.30	
		GRAND TEST PATHOLOGY		BREAK	OSPE/VIVA		CFRC CLINICAL ROTATION PRACTICAL		
26-Nov	WED	8.00-9.00	9.00-10.00	10.00-11.00	11.00-12.00	12.00-12.30	12.30-1.30	1.30-3.30	
		LECTURE MEDICINE LECTURE HALL3	LECTURE FOR.MEDICINE LECTURE HALL3	LECTURE PHARMACOLOGY LECTURE HALL3	TUTORIAL IN 4 BATCHES	BREAK	CFRC CLINICAL ROTATION PRACTICAL		
27-Nov	THU	8.00-9.00	9.00-10.00	10.00-11.00	11.00-12.00			12.30-1.30	1.30-3.30
		LECTURE SURGERY LECTURE HALL3	LECTURE COM. MEDICINE LECTURE HALL3	LECTURE FOR.MEDICINE LECTURE HALL3	LECTURE PHARMACOLOGY LECTURE HALL3	LECTURE MEDICINE LECTURE HALL3		TUTORIAL IN 4 BATCHES	
28-Nov	FRI	8.00-9.00	9.00-10.00	10.00-11.00	11.00-1.00		1.00-2.00	2.00-3.30	
		LECTURE COM. MEDICINE LECTURE HALL3	LECTURE PATHOLOGY LECTURE HALL3	TUTORIAL IN 4 BATCHES	LECTURE PATIENT SAFETY LECTURE HALL3		JUMMA BREAK	SDL	
Prepared by DME									

Prepared by DME

AVICENNA MEDICAL & DENTAL COLLEGE

TIME TABLE		M-22	SESSION 2024-2025						Week-38
DATE	DAY	3rd Year MBBS							BLOCK # IX
DATE	DAY	8.00-9.00	9.00-10.00	10.00-11.00	11.00-12.00	12.00-12.30	12.30-1.30	1.30-3.30	MODULE - 23
1-Dec	MON	LECTURE SURGERY LECTURE HALL3	CFRC CLINICAL ROTATION PRACTICAL		LECTURE COM. MEDICINE LECTURE HALL3	BREAK	LECTURE PERLS LECTURE HALL3	TUTORIAL IN 4 BATCHES	
2-Dec	TUE	8.00-10.00 GRAND TEST COMMUNITY MEDICINE		10.00-10.30 BREAK	10.30-12.30 OSPE/VIVA		12.30-1.30 CFRC CLINICAL ROTATION PRACTICAL	1.30-3.30	
3-Dec	WED	8.00-9.00 LECTURE MEDICINE LECTURE HALL3	9.00-10.00 LECTURE FOR.MEDICINE LECTURE HALL3	10.00-11.00 LECTURE COM. MEDICINE LECTURE HALL3	11.00-12.00 TUTORIAL IN 4 BATCHES	12.00-12.30 BREAK	12.30-1.30 CFRC CLINICAL ROTATION PRACTICAL	1.30-3.30	
4-Dec	THU	8.00-9.00 LECTURE PERLS LECTURE HALL3	9.00-10.00 LECTURE PATHOLOGY LECTURE HALL3	10.00-11.00 LECTURE FOR.MEDICINE LECTURE HALL3	11.00-12.00 LECTURE MEDICINE LECTURE HALL3	12.00-12.30 BREAK	12.30-1.30 LECTURE PHARMACOLOGY LECTURE HALL3	1.30-3.30 TUTORIAL IN 4 BATCHES	
5-Dec	FRI	8.00-9.00 LECTURE PATHOLOGY LECTURE HALL3	9.00-10.00 LECTURE PHARMACOLOGY LECTURE HALL3	10.00-11.00 TUTORIAL IN 4 BATCHES	11.00-1.00 LECTURE PATIENT SAFETY LECTURE HALL3		1.00-2.00 JUMMA BREAK	2.00-3.30 SDL	

Prepared by DME

AVICENNA MEDICAL & DENTAL COLLEGE

TIME TABLE		M-22 3rd Year MBBS	SESSION 2024-2025						Week-39	
DATE	DAY								BLOCK # IX	
									MODULE - 23	
DATE	DAY	8.00-9.00	9.00-10.00	10.00-11.00	11.00-12.00	12.00-12.30	12.30-1.30	1.30-3.30		
8-Dec	MON	LECTURE PATHOLOGY LECTURE HALL3	CFRC CLINICAL ROTATION PRACTICAL		LECTURE PERLs LECTURE HALL3	BREAK	LECTURE MEDICINE LECTURE HALL3	TUTORIAL IN 4 BATCHES		
9-Dec	TUE	8.00-10.00		10.00-10.30	10.30-12.30		12.30-1.30	1.30-3.30		
		GRAND TEST FORENSIC MEDICINE		BREAK	OSPE/VIVA		CFRC CLINICAL ROTATION PRACTICAL			
10-Dec	WED	8.00-9.00	9.00-10.00	10.00-11.00	11.00-12.00	12.00-12.30	12.30-1.30	1.30-3.30		
		LECTURE PERLs LECTURE HALL3	LECTURE PATHOLOGY LECTURE HALL3	LECTURE FOR.MEDICINE LECTURE HALL3	TUTORIAL IN 4 BATCHES	BREAK	CFRC CLINICAL ROTATION PRACTICAL			
11-Dec	THU	8.00-9.00	9.00-10.00	10.00-11.00	11.00-12.00		BREAK	12.30-1.30	1.30-3.30	
		LECTURE SURGERY LECTURE HALL3	LECTURE FOR.MEDICINE LECTURE HALL3	LECTURE MEDICINE LECTURE HALL3	LECTURE PHARMACOLOGY LECTURE HALL3	LECTURE PERLs LECTURE HALL3		TUTORIAL IN 4 BATCHES		
12-Dec	FRI	8.00-9.00	9.00-10.00	10.00-11.00	11.00-1.00		1.00-2.00	2.00-3.30		
		LECTURE MEDICINE LECTURE HALL3	LECTURE PHARMACOLOGY LECTURE HALL3	TUTORIAL IN 4 BATCHES	LECTURE PATIENT SAFETY LECTURE HALL3		JUMMA BREAK	SDL		

Prepared by DME

AVICENNA MEDICAL & DENTAL COLLEGE

TIME TABLE		M-22	SESSION 2024-2025					Week-40	
DATE	DAY	3rd Year MBBS						BLOCK # IX	
DATE	DAY	8.00-9.00	9.00-10.00	10.00-11.00	11.00-2:00	MODULE - 23			
15-Dec	MON	OFF FOR EXAM					BLOCK EXAM WRITTEN		TUTORIAL IN 4 BATCHES
16-Dec	TUE	8.00-12.00			12.00-12.30	12.30-1.30	1.30-3.30		
		BLOCK EXAM OSPE/VIVA			BREAK	CFRC CLINICAL ROTATION PRACTICAL			
17-Dec	WED	END OF SESSION							
18-Dec	THU								
19-Dec	FRI								
Prepared by DME									

Allocation of Hours

week#	Pharmacology	Pathology	For.Medicine	Com.Medicine	Beh. Science	Surgery	Medicine	Paeds	Gynae	Bio	Phy	PERLs	Patient Safety	Clinical Rotation/ Practical	Tutorial	Assessment	SDL
Week-1	5	6	3	1	1	1	1					1	1	7	6		4
Week-2	5	6	2	1		1	1			1	1	1	1	7	6		4
Week-3																	
Week-4	5	5	2	1	1	1				1	1	2	1	7	6		4
Week-5	4	5	2	1			1			1		1	1	7	6	4	4
Week-6	5	5	2	1			1					2	1	7	5	4	4
Week-7	4	3	2	1						1		1		7	3.5	4	3
Week-8	5	5	2	1		1				1		1		7	6	4	4
Week-9	5	5	2	1		1								7	6	4	4
Week-10	5	5	2			1						1		7	6	4	4
Week-11	4	4	2									1	1	5	5.5	7	4
Week-12	3	6	2		1	1	1					1		7	4		4
Week-13	3	6	2			1	1	1		1			1	5	4.5		3
Week-14	3	6	2			1	1		1			1	1	7	6	4	4
Week-15	3	6	2	1		1	1					1	1	7	6	4	4
Week-16	3	6	2	1			1					1	1	7	6	4	4
Week-17	2	6	2	1		1	1	1				1	1	7	6	4	4
Week-18	2	6	2			1	1		1			1	1	7	6	4	4
Week-19																	
Week-20																	
Week-21																	
Week-22																	
Week-23	2	7	2			3	2					1	1	7	7		4
Week-24	2	6	2			2	2					1	1	7	6	4	4
Week-25	2	5	2			1	1							7	4	4	4
Week-26	2	6	2			2	2					1	1	7	6	4	4
Week-27	1	2	1	2	1	2	2					1	1		5.5	7	3
Week-28	1	2	1	2		1	1					2	1	7	7		4
Week-29	2	2	1	2			2						1	7	5.5	4	4
Week-30	1	2	1	3	1		1						1	7	5.5	4	4
Week-31	2	2	1	2		1	1					1		7	5.5	4	4
Week-32	2	2	2	3								1		7	5.5	4	4
Week-33	1	2	2	3		1						1		7	5.5	4	4
Week-34	2	2	2	2		1	2					2	1	7	7	4	4
Week-35	2	2	2	3		1	2					1	1	7	7	4	4
Week-36	2	2	2	2		2	3					1	1	7	7	4	4
Week-37	2	2	2	3		1	2					1	1	7	7	4	4
Week-38	2	2	2	2		1	2					2	1	7	7	4	4
Week-39	2	2	2			1	3					3		7	7	4	4
Week-40														2.5	1	7	2
Total Hours	96	141	64	40	5	32	39	2	2	6	2	36	24	229.5	200.5	121	135

Modular Outcomes

Module Name	Modular Outcomes
Block 9 Module 23 Forensic Medicine & Toxicology III	<ul style="list-style-type: none">• Describe different types of Laws• Define legal terms relevant to medical practice and explain procedures in the courts of law• Explain legal aspects of medical practice• Discuss the principles and methods of crime scene investigations• Describe different analytical techniques to diagnose the nature of poison/drugs

Learning Objectives

We ek No.	T ot al H ou rs	Mode of Teachi ng	Cod e	Learning Objective	Topic	Reference	Facilator
We ek: 36	PHARMACOLOGY						
We ek: 36	1	Lectur e	Re2 - Ph- 006	<p>Enumerate first and second line drugs for treatment of tuberculosis</p> <p>Describe mechanism of action of first line drugs used in tuberculosis</p> <p>Describe spectrum of antibacterial action of Rifampicin</p>	anti TB Drugs	katzung edition 16	Dr.Azka Khan

We ek: 36	2	Lectur e	Re2 - Ph- 007	<p>Define autacoids.</p> <p>Enlist major histamine receptors.</p> <p>Classify anti-histamine drugs.</p> <p>Describe clinical uses of antihistamines.</p> <p>Discuss the toxicity of antihistamines.</p> <p>Classify serotonin agonists & antagonists.</p> <p>Describe the clinical uses of serotonin agonists & antagonists.</p>	anti histamines	katzung edition 16	Dr.Azka Khan
We ek: 36	3	Tutori al	Re2 - Ph- 006	<p>Enumerate first and second line drugs for treatment of tuberculosis</p> <p>Describe mechanism of action of first line drugs used in tuberculosis</p>	anti TB Drugs	katzung edition 16	demonstrator

We ek: 36	PATHOLOGY						
We ek: 36	4	Lectur e	Re2 -Pa- 015	Enlist organisms producing respiratory tract infections Microbiology, Correlate clinically the virulence factors, transmission, pathogenesis, laboratory diagnosis of organisms causing respiratory tract infections;	Microorganisms producing Respiratory tract infection	Levinson 18th Edition	Dr Majid
We ek: 36	5	Lectur e	Re2 -Pa- 015	Revision	Microorganisms producing Respiratory tract infection	Levinson 18th Edition	Dr Majid

Week: 36	6	Tutorial	Re2-Pa-015	Enlist organisms producing respiratory tract infections Microbiology, Correlate clinically the virulence factors, transmission, pathogenesis, laboratory diagnosis of organisms causing respiratory tract infections;	Microorganisms producing Respiratory tract infection	Levinson 18th Edition	Demonstrator
Week: 36	FOR.MEDICINE						
Week: 36	7	Lecture	For 3-FS-001 For 3-FS-002 For 3-FS-003	Define Forensic Serology Describe the Medico-legal importance of Forensic Serology Define Trace Evidence Classify Trace Evidence	Definition & medico-legal importance of Forensic Serology, Trace Evidence, Scientific study of trace evidentiary material	Parikh 7th Ed. Ch. 34, 35	Dr. Anwar

We ek: 36	8	Lecture	For 3- FS- 004 For 3- FS- 005 For 3- FS- 006	Enlist the medico-legal importance of different biological fluids & stains Outline principles of chain of custody and its medicolegal significance	Biological fluids chain of custody Blood	Parikh 7th Ed. Ch. 34, 35	Dr. Anwar
We ek: 36	9	Tutorial	For 3- Tox - 033	Identify the poison Describe identifying features Diagnose the case Explain lab investigation Manage the case Recognize autopsy features Collect, preserve and dispatch the specimens to chemical examiner	CNS Stimulant– Cocaine Amphetamine Methyl phenidate (ritalin) Hallucinogens- LSD, MESCALINE, PHENCYCLIDINE Tricyclic anti depressants - Sheesha (Nicotine + Fruits & HerbalFlavors & Coal)	Parikh 7th Ed. Ch. 63	Demonstrators

We ek: 36	MEDICINE					
We ek: 36	10	Lectur e	Re2 - M0 16	Define pleural effusion	Pleural Effusion	Dr. Shamshad
We ek: 36	11	Lectur e	Re2 - M0 17	Define pneumothorax	Pneumothora x	Dr. Shamshad
We ek: 36	12	Lectur e	Re2 - M0 18	Define respiratory failure	Respiratory Failure	Dr. Shamshad
We ek: 36	Patient Safety /Expository writing & IT					
We ek: 36	13	Lectur e		To write full-length review articles and case studies through AI	Expository	Dr. Usman

We ek: 36	14	Lectur e	To write full-length review articles and case studies through AI			Expository	Dr. Usman	
We ek: 36	COM.MEDICINE							
We ek: 36	15	Lectur e	CM FH 1- CM - 005	Describe the concepts aims and approaches of IEC and approaches used in public health (Knowledge).	Health communication & education	K.Park Ch # 19 NOTES		Dr Aftab Iqbal
We ek: 36	16	Lectur e	CM FH 1- CM - 005	Identify the role of health care provider in health education (knowledge). Plan, organize and evaluate a health education program (skill).	Health communication & education	K.Park Ch # 19 NOTES		Dr Aftab Iqbal
We ek: 36	SURGERY							

Week: 36	17	Lecture	Re2 - S006	Define flail chest. Describe mechanism of respiratory sequel of flail chest. Describe the clinical features of flail chest.	Thoracic Trauma-II	B & L	Dr. Ali Murtaza
Week: 36	18	Lecture	Re2 - S006	Define flail chest. Describe mechanism of respiratory sequel of flail chest. Describe the clinical features of flail chest.	Thoracic Trauma-II	B & L	Dr. Faiq
Week: 36	PERLs						
Week: 36	19	Lecture	Research Methodology: Study designs			Dr. Javaid	
Week: 36	SDL						
Week: 36	20	Self Directed Learning					

We ek: 36	21	Self Directed Learning					
We ek: 36	22	Self Directed Learning					
We ek: 36	23	Self Directed Learning					
We ek: 36	CLINICAL ROTATION / PRACTICAL						
We ek: 36	24	PRAC TICA L	Re2 - Ph0 12	1. Write down the prescription for Tuberculosis 2. Write down the prescription for Asthma 3. Write down the prescription for Cough 4. Discuss the steps involved in selection of P-drug for bronchial asthma	prscription writing	pratical copy	Demonstrator

We ek: 36	25	PRAC TICA L	Re2 - Ph0 12	1. Write down the prescription for Tuberculosis 2. Write down the prescription for Asthma 3. Write down the prescription for Cough 4. Discuss the steps involved in selection of P-drug for bronchial asthma	prscription writing	pratical copy	Demonstrator
We ek: 36	26	PRAC TICA L	For 3- FS- 013	Interpret the physical characteristic of a suspected blood stain with naked eye & under UV lamp	Bloodstain	Parikh 7th Ed. Ch. 34 Practical copy	Demonstrators
We ek: 36	27	PRAC TICA L	For 3- FS- 013	Interpret the physical characteristic of a suspected blood stain with naked eye & under UV lamp	Bloodstain	Parikh 7th Ed. Ch. 34 Practical copy	Demonstrators

We ek: 36	28	CLINI CAL ROTA TION	MS 2- Ort h 017	Elicit symptom of “joint mobility” in history in terms of its location, duration, pattern, mechanism of injury with associated symptoms.	Orthopedics	Log Book	Medical Faculty
We ek: 36	29	CLINI CAL ROTA TION	MS 2- Ort h 017	Elicit symptom of “joint mobility” in history in terms of its location, duration, pattern, mechanism of injury with associated symptoms.	Orthopedics	Log Book	Medical Faculty
We ek: 36	30	CLINI CAL ROTA TION	MS 2- Ort h 017	Elicit symptom of “joint mobility” in history in terms of its location, duration, pattern, mechanism of injury with associated symptoms.	Orthopedics	Log Book	Medical Faculty
We ek: 36	31	CLINI CAL ROTA TION	MS 2- Ort h 017	Elicit symptom of “joint mobility” in history in terms of its location, duration, pattern, mechanism of injury with associated symptoms.	Orthopedics	Log Book	Medical Faculty

Week: 36	32	CLINICAL ROTATION	MS 2-Orth 017	Elicit symptom of “joint mobility” in history in terms of its location, duration, pattern, mechanism of injury with associated symptoms.	Orthopedics	Log Book	Medical Faculty
Week: 36	33	CLINICAL ROTATION	MS 2-Orth 017	Elicit symptom of “joint mobility” in history in terms of its location, duration, pattern, mechanism of injury with associated symptoms.	Orthopedics	Log Book	Medical Faculty
Week: 36	ASSESSMENT						
Week: 36	32	GRAND TEST					
Week: 36	33	GRAND TEST					
Week: 36	34	OSPE/VIVA					
Week: 36	35	OSPE/VIVA					

We ek: 36	WHOLE CLASS TUTORIAL (Pathology)						
We ek: 36	36	Tutori al	Re2 -Pa- 015	Enlist organisms producing respiratory tract infections Microbiology, Correlate clinically the virulence factors	Microorganisms producing Respiratory tract infection	Levinson 18th Edition	Demonstrator
We ek: 36	37	Tutori al	Re2 -Pa- 015	Enlist organisms producing respiratory tract infections Microbiology, Correlate clinically the virulence factors	Microorganisms producing Respiratory tract infection	Levinson 18th Edition	Demonstrator

We ek No.	T ot al H ou rs	Mode of Teachi ng	Cod e	Learning Objective	Topic	Reference	Facilator
We ek: 37	PHARMACOLOGY						

We ek: 37	1	Lectur e	Re2 - Ph- 007	<p>Discuss the adverse effects of serotonin agonists & antagonists.</p> <p>Enumerate ergot alkaloids.</p> <p>Describe the mechanism of action of ergot alkaloids. Discuss the clinical uses of ergot alkaloids. Discuss the toxicity of ergot alkaloids. Enlist the types of prostaglandins.</p>	serotonin	Katzung edition 16	Dr. Azka Khan
We ek: 37	2	Lectur e	Re2 - Ph- 008	<p>Explain the chemotherapeutic options for lung cancer</p>	chemotherapeutic drugs for lung cancer	Katzung edition 16	Dr. Asma Saeed

We ek: 37	3	Tutori al	RE 2- PH- 007	<p>Discuss the adverse effects of serotonin agonists & antagonists.</p> <p>Enumerate ergot alkaloids.</p> <p>Describe the mechanism of action of ergot alkaloids.</p> <p>Discuss the clinical uses of ergot alkaloids.</p>	serotonin	Katzung edition 16	demonstrator
--------------------------	----------	----------------------	----------------------------------	--	------------------	---------------------------	---------------------

We ek: 37	4	Tutorial	RE 2- PH- 007	<p>Discuss the adverse effects of serotonin agonists & antagonists.</p> <p>Enumerate ergot alkaloids.</p> <p>Describe the mechanism of action of ergot alkaloids.</p> <p>Discuss the clinical uses of ergot alkaloids.</p>	serotonin	Katzung edition 16	demonstrator
We ek: 37	PATHOLOGY						
We ek: 37	5	Lecture	CV 2-S- 001	Revision	Peripheral Vascular Diseases (PVD)	Robbins 10th edition chapter 11	DR MUNAZZA
We ek: 37	6	Lecture	CV 2-S- 002	Revision	Peripheral Vascular Diseases (PVD)	Robbins 10th edition chapter 11	DR MUNAZZA

We ek: 37	7	Tutori al	CV 2-S- 002	Revision	Peripheral Vascular Diseases (PVD)	Robbins 10th edition chapter 11	Demonstrator
We ek: 37	FOR.MEDICINE						
We ek: 37	8	Lectur e	For 3- FS- 007 For 3- FS- 008 For 3- FS- 009 For 3- FS- 010	Briefly describe the scheme for examination of Seminal stain including physical, chemical, microscopic & serological tests including DNA Analysis. Briefly describe the Medico-legal importance of seminal stain	Semen Hair Body Fluids DNA	Parikh 7th Ed. Ch. 34, 35	Dr. Anwar

We ek: 37	9	Lecture	For 3- Tox - 018	<p>Describe the sources of exposure of asphyxiant gases.</p> <p>State the mechanism of action.</p> <p>Explain clinical features of poisoning.</p> <p>Reproduce clinical management of cases of poisoning.</p>	<p>Asphyxiant Gases -</p> <p>Carbon Monoxide,</p> <p>Hydrogen Sulphide,</p> <p>Carbon Dioxide</p>	Parikh 7th Ed. Ch. 58	Dr. Anwar
We ek: 37	10	Tutorial	For 3- Tox - 034	<p>Identify the poison</p> <p>Diagnose the case</p> <p>Explain lab investigation</p> <p>Manage the case</p> <p>Recognize autopsy features</p> <p>Collect, preserve, and dispatch the specimens to the chemical examiner</p>	<p>Hydrocarbons--kerosene oil</p> <p>- Volatile substance abuse</p> <p>- Glue sniffing,- Sniffing,</p> <p>- Huffed, - Bagged</p>	Parikh 7th Ed. Ch. 52	Demonstrators

We ek: 37	MEDICINE					
We ek: 37	11	Lectur e	Re2 - M0 19	Define Etiology, clinical features, investigations, treatment of OSA	Obstructive Sleep Apnea	Dr. Shamshad
We ek: 37	12	Lectur e	Re2 - M0 20	Enumerate the lab investigations to diagnose Covid 19 Describe the Clinical presentation of Covid-19 Discuss the management protocols to treat Covid patient complications Discuss the vaccination and side effect (for COVID)	Covid 19	Dr. Shamshad
We ek: 37	Patient Safety					
We ek: 37	13	Lectur e	Discuss the ethical obligations in reporting medical errors and the role of transparency in maintaining patient trust and improving care quality.		Ethics	Dr. Usman

We ek: 37	14	Lectur e	Draft an incident report on a simulated medical error, outlining the ethical considerations and steps taken to address the issue		Ethics	Dr. Usman	
We ek: 37	COM.MEDICINE						
We ek: 37	15	Lectur e	CM FH 1- CM - 006	Developing new models for patient care, such as telemedicine, personalized medicine, and digital health tools. Focusing on improving patient outcomes and experiences through technology, services, or products that cater to specific needs.	Clinical entrepreneur ship	NOTES	Dr Sana
We ek: 37	16	Lectur e	CM FH 1- CM - 006	Working with professionals from various fields of technology, business, and healthcare to foster innovation and create comprehensive solutions.	Clinical entrepreneur ship	NOTES	Dr Sana

We ek: 37	17	Lectur e	CM FH 1- CM - 006	Securing funding through grants, venture capital, or partnerships to support the development and launch of new products or services.	Clinical entrepreneur ship	NOTES	Dr Sana
We ek: 37	SURGERY						

We ek: 37	18	Lectur e	Re2 - S00 7	Describe the clinical features of following respiratory complications: Atelectasis, pneumonia, pulmonary embolism Interpret the X ray findings of post-operative pneumonia Outline the treatment option of complications. Enlist the causes of diaphragmatic rupture	Post Op Respiratory Complication s	B & L	Dr. Halima
We ek: 37	PERLs						

We ek: 37	19	Lectur e	Ethical clinical trials, drug safety in trials					Dr. Javaid
We ek: 37	SDL							
We ek: 37	20	Self Directed Learning						
We ek: 37	21	Self Directed Learning						
We ek: 37	22	Self Directed Learning						
We ek: 37	23	Self Directed Learning						
We ek: 37	CLINICAL ROTATION / PRACTICAL							
We ek: 37	24	PRAC TICA L	For 3- FS- 014	Preserve & seal the clothes with suspected blood/seminal stain	Clothes examination	Parikh 7th Ed. Ch. 34 Practical copy	Demonstrators	

We ek: 37	25	PRAC TICA L	For 3- FS- 014	Preserve & seal the clothes with suspected blood/seminal stain	Clothes examination	Parikh 7th Ed. Ch. 34 Practical copy	Demonstrators
We ek: 37	26	CLINI CAL ROTA TION	ID- M 007	Record and present the complete history, physical examination findings, laboratory data, differential diagnosis, and therapeutic plan in a systematic, concise, and coherent manner, both in writing and orally	Managment	Log book	Medical Faculty
We ek: 37	27	CLINI CAL ROTA TION	ID- M 007	Record and present the complete history, physical examination findings, laboratory data, differential diagnosis, and therapeutic plan in a systematic, concise, and coherent manner, both in writing and orally	Managment	Log book	Medical Faculty

We ek: 37	28	CLINI CAL ROTA TION	ID- M 007	Record and present the complete history, physical examination findings, laboratory data, differential diagnosis, and therapeutic plan in a systematic, concise, and coherent manner, both in writing and orally	Managment	Log book	Medical Faculty
We ek: 37	29	CLINI CAL ROTA TION	ID- M 007	Record and present the complete history, physical examination findings, laboratory data, differential diagnosis, and therapeutic plan in a systematic, concise, and coherent manner, both in writing and orally	Managment	Log book	Medical Faculty

We ek: 37	30	CLINI CAL ROTA TION	ID- M 007	Record and present the complete history, physical examination findings, laboratory data, differential diagnosis, and therapeutic plan in a systematic, concise, and coherent manner, both in writing and orally	Managment	Log book	Medical Faculty
We ek: 37	31	CLINI CAL ROTA TION	ID- M 007	Record and present the complete history, physical examination findings, laboratory data, differential diagnosis, and therapeutic plan in a systematic, concise, and coherent manner, both in writing and orally	Managment	Log book	Medical Faculty
We ek: 37	ASSESSMENT						
We ek: 37	32	GRAND TEST					

We ek: 37	33	GRAND TEST					
We ek: 37	34	OSPE/VIVA					
We ek: 37	35	OSPE/VIVA					
We ek: 37	WHOLE CLASS TUTORIAL (COMMUNITY MEDICINE)						
We ek: 37	36	Tutori al	CM FH 1- CM - 006	Developing new models for patient care, such as telemedicine, personalized medicine, and digital health tools.	Clinical entrepreneur ship	NOTES	Demo
We ek: 37	37	Tutori al	CM FH 1- CM - 006	Developing new models for patient care, such as telemedicine, personalized medicine, and digital health tools.	Clinical entrepreneur ship	NOTES	Demo

We ek No.	T ot al H ou rs	Mode of Teachi ng	Cod e	Learning Objective	Topic	Reference	Facilator
We ek: 38	PHARMACOLOGY						
We ek: 38	1	Lectur e	Re2 - Ph- 009	Discuss the management strategies for ARDS Explain the role of corticosteroids and sedatives in respiratory failure management	ARDS	Katzung edition 16	Dr .Asma Saeed

We ek: 38	2	Lectur e	Re2 - Ph- 010	<p>Describe the mechanism of action and adverse effects of opioid analgesics and NSAIDs in trauma management</p> <p>Explain the role of local anesthetics in pain control through nerve blocks</p>	NSAIDs	Katzung edition 16	Dr .Azka Khan
We ek: 38	3	Tutori al	re2-ph- 009	<p>Discuss the management strategies for ARDS</p> <p>Explain the role of corticosteroids and sedatives in respiratory failure management</p>	ARDS	Katzung edition 16	demonstrator

We ek: 38	4	Tutori al	re2- ph- 009	Discuss the management strategies for ARDS Explain the role of corticosteroids and sedatives in respiratory failure management	ARDS	Katzung edition 16	demonstrator
We ek: 38	PATHOLOGY						
We ek: 38	5	Lectur e	CV 2- M- 008	Revision	Valvular Heart disease	Robbins 10th edition chapter 12	Dr Saeed
We ek: 38	6	Lectur e	CV 2- M- 008	Revision	Valvular Heart disease	Robbins 10th edition chapter 12	Dr Saeed
We ek: 38	7	Tutori al	CV 2- M- 008	Revision	Valvular Heart disease	Robbins 10th edition chapter 12	Demonstrator

We ek: 38	FOR.MEDICINE						
We ek: 38	8	Lectur e	For 3- FSc - 001	<p>Describe search patterns of scene of crime.</p> <p>Photograph the area/object of interest from scene of crime.</p> <p>Examine, collect, preserve and dispatch trace evidence and record his findings at scene of crime.</p> <p>Identify the stains of different biological fluids, collect, preserve, dispatch and record his findings</p>	Principles and methods of crime scene investigation	Parikh 7th Ed. Ch. 34 Lecture notes	Dr. Zainab
We ek: 38	9	Lectur e	For 3- FSc - 002 For 3- FSc	<p>Describe the examination of firearm and tool mark evidence</p> <p>Explain the examination of broken glass</p>	<p>Examination of firearm and tool mark evidence</p> <p>Examination of broken glass</p>	Parikh 7th Ed. Ch. 17 Lecture notes	Dr. Anwar

			- 003				
Week: 38	10	Tutorial	For 3- Tox - 035	<p>Identify the poison</p> <p>Diagnose the case</p> <p>Explain lab investigation</p> <p>Manage the case</p> <p>Recognize autopsy features</p> <p>Collect, preserve, and dispatch the specimens to the chemical examiner</p>	<p>Black stone</p> <p>Paraphenylene diamine (PPD)</p>	Lecture notes	Demonstrators
Week: 38	MEDICINE						

We ek: 38	11	Lectur e	CM FH 1- FM - 005	Understand the history and evolution of general practice as a medical specialty and the structure and organization of general practice at national and international levels.	Scope of GP practice	Dr. Imran
We ek: 38	12	Lectur e	CM FH 1- FM - 009	Implement strategies to reduce risk in clinical practice and ensure patient safety being a safe doctor	Patient Safety	Dr.Asad
We ek: 38	Patient Safety / Research					
We ek: 38	13	Lectur e	Describe the process of investigating medical errors, including Root Cause Analysis (RCA) and the Swiss Cheese Model, to identify contributing factors and prevent future errors.		Investigating medical errors	Dr. Usman

We ek: 38	14	Lectur e	Analyze a medical error case, conduct a root cause analysis, apply the Swiss Cheese Model and propose preventive measures to		Investigating medical errors	Dr. Usman	
We ek: 38	COM.MEDICINE						
We ek: 38	15	Lectur e	CM FH 1- CM - 003	To understand the composition of air. To describe the causes of air pollution and methods of air purification. To explain the diseases caused by impurities in the air and their prevention.	Environment	K. PARK & NOTES	Dr Aftab Iqbal
We ek: 38	16	Lectur e	CM FH 1- CM - 003	REVISION	REVISION	K. PARK & NOTES	Dr Aftab Iqbal

We ek: 38	SURGERY						
We ek: 38	17	Lectur e	Re2 - S00 8	Define the pulmonary contusions Enumerate the clinical features Describe the steps of management Describe complications of pulmonary contusion.	Lungs Injuries	B & L	Dr. Amina
We ek: 38	PERLs						
We ek: 38	18	Lectur e	Health Equity: Resource allocation				Dr. Saba Iqbal
We ek: 38	19	Lectur e	Health Equity: Resource allocation				Dr. Javaid
We ek: 38	SDL						
We ek: 38	20	Self Directed Learning					

We ek: 38	21	Self Directed Learning					
We ek: 38	22	Self Directed Learning					
We ek: 38	23	Self Directed Learning					
We ek: 38	CLINICAL ROTATION / PRACTICAL						
We ek: 38	24	PRAC TICA L	For 3- FS- 015	Perform Screening tests (Benzedine & Phenolphethein/Kastle Mayer) on suspected blood stain	Blood stain	Parikh 7th Ed. Ch. 34 Practical copy	Demonstrators

We ek: 38	25	PRAC TICA L	For 3- FS- 015	Perform Screening tests (Benzedine & Phenolphethein/Kastle Mayer) on suspected blood stain Identify the Takayama (Haemochromogen) &	Blood stain	Parikh 7th Ed. Ch. 34 Practical copy	Demonstrators
We ek: 38	26	CLINI CAL ROTA TION	MS 2- Ort h 017	Elicit symptom of “joint mobility” in history in terms of its location, duration, pattern, mechanism of injury with associated symptoms.	Orthopedics	Log Book	Medical Faculty
We ek: 38	27	CLINI CAL ROTA TION	MS 2- Ort h 017	Elicit symptom of “joint mobility” in history in terms of its location, duration, pattern, mechanism of injury with associated symptoms.	Orthopedics	Log Book	Medical Faculty

We ek: 38	28	CLINI CAL ROTA TION	MS 2- Ort h 017	Elicit symptom of “joint mobility” in history in terms of its location, duration, pattern, mechanism of injury with associated symptoms.	Orthopedics	Log Book	Medical Faculty
We ek: 38	29	CLINI CAL ROTA TION	MS 2- Ort h 017	Elicit symptom of “joint mobility” in history in terms of its location, duration, pattern, mechanism of injury with associated symptoms.	Orthopedics	Log Book	Medical Faculty
We ek: 38	30	CLINI CAL ROTA TION	MS 2- Ort h 017	Elicit symptom of “joint mobility” in history in terms of its location, duration, pattern, mechanism of injury with associated symptoms.	Orthopedics	Log Book	Medical Faculty

We ek: 38	31	CLINI CAL ROTA TION	MS 2- Ort h 017	Elicit symptom of “joint mobility” in history in terms of its location, duration, pattern, mechanism of injury with associated symptoms.	Orthopedics	Log Book	Medical Faculty
We ek: 38	ASSESSMENT						
We ek: 38	32	GRAND TEST					
We ek: 38	33	GRAND TEST					
We ek: 38	34	OSPE/VIVA					
We ek: 38	35	OSPE/VIVA					
We ek: 38	WHOLE CLASS TUTORIAL						
We ek: 38	36	Self Directed Learning					

We ek: 38	37	Self Directed Learning
--------------------------	-----------	-------------------------------

We ek No.	T ot al H ou rs	Mode of Teachi ng	Cod e	Learning Objective	Topic	Reference	Facilator
We ek: 39	PHARMACOLOGY						
We ek: 39	1	Lectur e	Re2 - Ph- 011	Discuss the use of vasopressors in managinghypotension due to blood loss in trauma	Vasopressors	Katzung edition 16	Dr. Azka Khan
We ek: 39	2	Lectur e	Re2 - Ph- 011	revision	Vasopressors	Katzung edition 16	Dr. Azka Khan

We ek: 39	3	Tutori al	Re2 - Ph- 011	Discuss the use of vasopressors in managing hypotension due to blood loss in trauma	Vasopressors	Katzung edition 16	demonstrator
We ek: 39	4	Tutori al	Re2 - Ph- 011	Discuss the use of vasopressors in managing hypotension due to blood loss in trauma	Vasopressors	Katzung edition 16	demonstrator
We ek: 39	PATHOLOGY						
We ek: 39	5	Lectur e	CV 2- M- 008	Revision	Valvular Heart disease	Robbins 10th edition chapter 12	Dr Ujala
We ek: 39	6	Lectur e	CV 2- M- 008	Revision	Valvular Heart disease	Robbins 10th edition chapter 12	Dr Naeem
We ek: 39	7	Tutori al	CV 2- M- 008	Revision	Valvular Heart disease	Robbins 10th edition chapter 12	Demonstrator
We ek: 39	FOR.MEDICINE						

We ek: 39	8	Lectur e	For 3- Tox - 012	Revision	Irritant Metallic poisons – (Inorganic metallic origin- Arsenic, Mercury, Lead, Copper Nonmetallic irritant poisons- Phosphorus	Parikh 7th Ed. Ch. 42-45	Dr. Ambreen
We ek: 39	9	Lectur e	For 3- Tox - 017	Revision	Inebriants – Ethyl Alcohol / Methanol	Parikh 7th Ed. Ch. 50	Dr. Zainab

Week: 39	10	Tutorial	For 3-FS-016 For 3-FS-017	Identify & confirm the presence of semen with the help of microscopic examination Prepare the slide of hair & Differentiate Human & Animal Hair under the microscope	Semen Hair	Parikh 7th Ed. Ch. 34	Demonstrators
Week: 39	MEDICINE						
Week: 39	11	Lecture	CM FH 1-FM - 007	Define and apply ethical practices in clinical decisionmaking within family medicine Discuss the general practitioner's role in coordinating patient care, including treatment plans, educating patients, and ensuring continuous care. Discuss the principles of patient-centered care, focusing on the individual's needs and preferences.	Epidemiology of diseases	Dr. Imran	

We ek: 39	12	Lectur e	N- Ra- 002	Imaging in Cancer Staging: i. Learn the importance of imaging in staging cancer (TNM system). ii. Understand how radiological imaging helps determine the extent of local, regional, and distant disease spread.	Imaging	Radiology Faculty
We ek: 39	13	Lectur e	N- Ra- 002	iii. Role of CT, MRI, and PET scans in staging cancers like lung cancer, breast cancer, and colorectal cancer.	Imaging	Radiology Faculty
We ek: 39	Patient Safety /Research					
We ek: 39	14	Lectur e	Understand the principles of evidence based practice (EBP) and how to apply current research findings to clinical decision-making for disease management.	Evidence-Based Practice for Disease Management	Dr. Usman (Com.Medicine)	

Week: 39	15	Lecture	Apply evidence-based guidelines to develop a disease management plan.		Evidence-Based Practice for Disease Management	Dr. Usman (Com.Medicine)	
Week: 39	SURGERY						
Week: 39	16	Lecture	Re2 - S007	Describe the clinical features of following respiratory complications: Atelectasis, pneumonia, pulmonary embolism Interpret the X ray findings of post-operative pneumonia Outline the treatment option of complications. Enlist the causes of diaphragmatic rupture	Post Op Respiratory Complications	B & L	Dr. Shoaib

We ek: 39	PERLs		
We ek: 39	17	Lectur e	Team Leadership Dr. Saba Iqbal
We ek: 39	18	Lectur e	Role Modelling via Mentoring Session VII Dr. Javaid
We ek: 39	19	Lectur e	Role Modelling via Mentoring Session VII Dr. Saba Iqbal
We ek: 39	SDL		
We ek: 39	20	Self Directed Learning	
We ek: 39	21	Self Directed Learning	
We ek: 39	22	Self Directed Learning	
We ek: 39	23	Self Directed Learning	

Week: 39	CLINICAL ROTATION / PRACTICAL						
Week: 39	24	PRAC TICA L	For 3- FS- 015	Perform forward & reverse blood grouping techniques & interpret the results Differentiate various species (human, hen, goat and camel) with the help of microscopic examination of RBCs	Blood stain	Parikh 7th Ed. Ch. 34 Practical copy	Demonstrators

We ek: 39	25	PRAC TICA L	For 3- FS- 015	Perform forward & reverse blood grouping techniques & interpret the results Differentiate various species (human, hen, goat and camel) with the help of microscopic examination of RBCs	Blood stain	Parikh 7th Ed. Ch. 34 Practical copy	Demonstrators
We ek: 39	26	CLINI CAL ROTA TION	MS 2- Ort h 017	Elicit symptom of “joint mobility” in history in terms of its location, duration, pattern, mechanism of injury with associated symptoms.	Orthopedics	Log Book	Medical Faculty
We ek: 39	27	CLINI CAL ROTA TION	MS 2- Ort h 017	Elicit symptom of “joint mobility” in history in terms of its location, duration, pattern, mechanism of injury with associated symptoms.	Orthopedics	Log Book	Medical Faculty

We ek: 39	28	CLINI CAL ROTA TION	MS 2- Ort h 017	Elicit symptom of “joint mobility” in history in terms of its location, duration, pattern, mechanism of injury with associated symptoms.	Orthopedics	Log Book	Medical Faculty
We ek: 39	29	CLINI CAL ROTA TION	MS 2- Ort h 017	Elicit symptom of “joint mobility” in history in terms of its location, duration, pattern, mechanism of injury with associated symptoms.	Orthopedics	Log Book	Medical Faculty
We ek: 39	30	CLINI CAL ROTA TION	MS 2- Ort h 017	Elicit symptom of “joint mobility” in history in terms of its location, duration, pattern, mechanism of injury with associated symptoms.	Orthopedics	Log Book	Medical Faculty
We ek: 39	31	CLINI CAL ROTA TION	MS 2- Ort h 017	Elicit symptom of “joint mobility” in history in terms of its location, duration, pattern, mechanism of injury with associated symptoms.	Orthopedics	Log Book	Medical Faculty

We ek: 39	ASSESSMENT	
We ek: 39	32	GRAND TEST
We ek: 39	33	GRAND TEST
We ek: 39	34	OSPE/VIVA
We ek: 39	35	OSPE/VIVA
We ek: 39	WHOLE CLASS TUTORIAL	
We ek: 39	36	Self Directed Learning
We ek: 39	37	Self Directed Learning

We ek No.	T ot al H ou rs	Mode of Teachi ng	Cod e	Learning Objective	Topic	Reference	Facilator
We ek: 40	ASSESSMENT						
We ek: 40	1	BLOCK EXAM					
We ek: 40	2	BLOCK EXAM					
We ek: 40	3	BLOCK EXAM					
We ek: 40	4	OSPE/VIVA					
We ek: 40	5	OSPE/VIVA					

We ek: 40	6	OSPE/VIVA
We ek: 40	7	OSPE/VIVA

Operational Definitions

Traditional & Innovative Teaching Methodologies

Sr.	Pedagogical Methodologies	Description
1.	Lectures	Traditional method where an instructor presents information to a large group of students (large group teaching). This approach focuses on delivering theoretical knowledge and foundational concepts. It is very effective for introducing new topics.
2.	Tutorial	Tutorials involve small group discussion (SGD) where students receive focused instruction and guidance on specific topics.
3	Demonstrations	Demonstrations are practical displays of techniques or procedures, often used to illustrate complex concepts or practices, particularly useful in dental education for showing clinical skills.
4	Practicals	Hands-on sessions where students apply theoretical knowledge to real-world tasks. This might include lab work, clinical procedures, or simulations. Practicals are crucial for developing technical skills and understanding the application of concepts in practice.
5.	Student Presentations	Students prepare and deliver presentations on assigned topics. This method enhances communication skills, encourages students to explore topic in-depth. It also provides opportunities for peer feedback and discussion.
6.	Assignment	Tasks given to students to complete outside of class. Assignments can include research papers, case studies, or practical reports. They are designed to reinforce learning, assess understanding, and develop critical thinking and problem-solving skills.
7.	Self-directed Learning	Students take initiative and responsibility for their own learning process. Students are encouraged to seek resources, set goals, and evaluate their progress. This is a learner-centered approach where students take the initiative to plan, execute, and assess their own learning activities. This method promotes independence, critical thinking, and lifelong learning skills.

8.	Flipped Classroom	In this model, students first engage with learning materials at home (e.g., through videos, readings) and then use class time for interactive activities, discussions, or problem-solving exercises. This approach aims to maximize in-class engagement and application of knowledge.
9.	Peer-Assisted Learning (PAL)	A collaborative learning approach where students help each other understand course material. PAL involves structured peer tutoring, study groups, or collaborative tasks. It enhances comprehension through teaching, reinforces learning, and builds teamwork skills.
10.	Team-based Learning (TBL)	A structured form of small group learning where students work in teams on application-based tasks and problems. Teams are responsible for achieving learning objectives through collaborative efforts, promoting accountability, and deeper understanding of the material.
11.	Problem-based Learning (PBL)	Students work on complex, real-world problems without predefined solutions. They research, discuss, and apply knowledge to develop solutions. PBL fosters critical thinking, problem-solving skills, and the ability to integrate knowledge from various disciplines.
12.	Academic Portfolios	<p>A collection of student's work that showcases learning achievements, reflections, and progress over time.</p> <p>Portfolios include assignments, projects, and self-assessments. They provide a comprehensive view of student development, highlight strengths and areas for improvement, and support reflective learning (experiential learning)</p>
13.	Seminar	A seminar is an academic or professional setting where individuals discuss, present, and explore specific topics, often with expert guidance

AVICENNA MEDICAL & DENTAL COLLEGE
DEPARTMENT OF MEDICAL EDUCATION

Internal Assessment Policy

Introduction

This policy outlines the guidelines for internal assessment of students at Avicenna Medical and Dental College. Internal assessment plays a crucial role in evaluating a student's progress, understanding their strengths and weaknesses, and providing timely feedback. This policy aims to ensure fairness, consistency, and transparency in the internal assessment process.

Internal Assessment Components

The internal assessment for each course will be comprised of the following components:

1. Attendance

- Attendance will be recorded regularly and will contribute to the overall internal assessment score.
- Students are expected to maintain a minimum attendance of 75% to be eligible for internal assessment marks.

2. Continuous Assessment

- Continuous assessment will be based on regular assignments, quizzes, presentations, and other activities conducted throughout the semester.
- These assessments will evaluate students' understanding of the course material, their critical thinking skills, and their ability to apply knowledge to real-world scenarios.

3. Grand Test and Module Exams

- Grand tests and module exams will be conducted to assess students' comprehensive understanding of the course content.
- These exams will be designed to evaluate both theoretical knowledge and practical skills.

4. Attitude and Behavior

- Students' attitude towards learning, participation in class activities, and adherence to college rules and regulations will be assessed.
- This component will evaluate students' professionalism, teamwork skills, and ethical conduct.

5. Logbook and Portfolio

- Students will be required to maintain a logbook and portfolio to document their learning journey.
- The logbook will include reflections on lectures, tutorials, and practical sessions.
- The portfolio will showcase students' best work, including assignments, projects, and research papers.

Assessment Criteria and Weighting

The following table outlines the weighting of each component in the internal assessment:

Component	Marks	Percentage
Attendance	6	2%
Continuous Assessment	12	4%
Grand Test and Module Exams	30	10%
Attitude and Behavior	10	3%
Logbook and Portfolio	2	1%
Total	60	20%

Assessment Procedures

- **Faculty Responsibility:** Faculty members will be responsible for designing and administering the internal assessments in accordance with the course syllabus and this policy.
- **Marking and Grading:** Faculty members will mark and grade the assessments using a transparent and consistent marking scheme. Candidates shall be required to score at least 50% marks in the internal assessment in each subject to become eligible for admission to professional examinations.
- **Feedback:** Faculty members will provide timely and constructive feedback to students on their performance.
- **Record-Keeping:** Faculty members will maintain accurate records of all internal assessments, including marks and feedback.
- **Moderation:** Internal assessments will be moderated by the course coordinator or the head of the department to ensure fairness and consistency.

Appeal Process

Students who have concerns about their internal assessment marks may appeal to the concerned faculty member or the head of the department. The appeal process will be handled promptly and fairly.

The internal assessment policy is designed to promote student learning, assess their progress, and provide a fair and transparent evaluation system. Faculty members and students are expected to adhere to this policy to ensure the integrity of the internal assessment process.

Attendance Requirement & Internal Assessment Criteria

The institution follows the regulations for examinations of the UHS in letter and spirit. The students require **75% attendance** in all academic sessions and **50% passing marks** with internal assessments and send-up examinations to be eligible for the UHS Professional Examinations.

Assessment Guidelines

Assessment in medical & dental education is a critical component designed to ensure that medical & dental students acquire the necessary knowledge, skills, and competencies required for effective medical & dental practice.

Assessment drives learning! – George E. Millar

You will encounter a variety of assessment methods, each serving a specific purpose.

- Written examinations, including multiple-choice and essay questions, will test your grasp of theoretical concepts and subject matter.
- Practical assessments will require you to demonstrate your clinical skills and ability to apply knowledge in real-world scenarios.

- Clinical exams will evaluate your communication skills and reasoning abilities through case discussions and problem-solving exercises.
- Clinical skills and work-place based assessments will observe your hands-on proficiency and patient management capabilities.

At Avicenna Medical & Dental College, internal assessments are systematically conducted throughout each academic year of the MBBS program, as per the guidelines established by the University of Health Sciences (UHS). These assessments, overseen by the Assessment Cell, adhere to either the Annual Subject-Based System or the Integrated/Modular System, depending on the curriculum structure.

Notably, beginning with the 2024-25 academic year, the weightage of internal assessments will be increased from 10% to 20%. The UHS administers professional examinations independently, organizing them at designated neutral sites and appointing external examiners to ensure objectivity and fairness.

Internal Assessment Weightage	20%	100%
External Assessment Weightage	80%	

Assessment Schedule

<div>Avicenna Medical & Dental College 3rd Year MBBS (M-22) Test Schedule Block-9</div>					
Week	Date	Day	Subject	Test	Topic
28th	23-Sep-25	Tue	All Subjects	Lecture	Lecture Time Divided
29th	30-Sep-25	Tue	Com.Medicine	Grand Test	All the topics covered till Health system in Pakistan
				OSPE+VIVA	
30th	7-Oct-25	Tue	Pharamcology	Grand Test	Antihypertensives, drugs in ischemic heart disease, drugs used in Cardiac Arrythmias
				OSPE+VIVA	
31st	14-Oct-25	Tue	For.Medicine	Grand Test	Law, legal procedures, medical jurisprudence, General toxicology
				OSPE+VIVA	
32nd	21-Oct-25	Tue	Pathology	Grand Test	CVS
				OSPE+VIVA	
33rd	28-Oct-25	Tue	Com.Medicine	Grand Test	Epidemiology & Screening
				OSPE+VIVA	
34th	4-Nov-25	Tue	Pharamcology	Grand Test	Drugs used in cardiac failure, AntiHyperlipidemi c / AntiDyslipidemias, antiasthmatics, COPD, anti tussive
				OSPE+VIVA	
35th	11-Nov-25	Tue	Medicine	Grand Test	All the covered topics
				OSPE+VIVA	
36th	18-Nov-25	Tue	Surgery	Grand Test	All the covered topics
				OSPE+VIVA	
37th	25-Nov-25	Tue	Pathology	Grand Test	Respiratory
				OSPE+VIVA	
38th	2-Dec-25	Tue	Com.Medicine	Grand Test	Environmental Health, Immunity, Health communication & education, Clinical entrepreneur ship
				OSPE+VIVA	
39th	9-Dec-25	Tue	For.Medicine	Grand Test	Asphyxial deaths and injuries, Special Toxicology
				OSPE+VIVA	
39th	12-Dec-25	Fri	Integrated	Module Exam:	Whole Syllabus
				VIVA/OSPE	
40th	16-Dec-25	Tue	Integrated	Block-9 Exam	Whole Syllabus of Module- 20,21,22,23
	17-Dec-25	Wed		OSPE+VIVA	
End Of Block-9					
41st	Winter Vacations-21st Dec-28th Dec,2025				
LSE/Send-Up Exam: 24th Nov,2025- 10th Dec,2025					
42nd	31-Dec-25	Wed	Block-7 Exam	LSE/Send-Up	Whole Syllabus of Module-12,13,14 &15
42nd	1-Jan-26	Thu	SDL		
42nd	2-Jan-26	Fri	SDL		
42nd	3-Jan-26	Sat	Day Off		
43rd	4-Jan-26	Sun	Day Off		
43rd	5-Jan-26	Mon	Block-8 Exam	LSE/Send-Up	Whole Syllabus of Module-16,17,18 &19
43rd	6-Jan-26	Tue	SDL		
43rd	7-Jan-26	Wed	SDL		
43rd	8-Jan-26	Thu	SDL		
43rd	9-Jan-26	Fri	Block-9 Exam	LSE/Send-Up	Whole Syllabus of Module-20,21,22 &23
43rd	10-Jan-26	Sat	Day Off		
44th	11-Jan-26	Sun	Day Off		
44th	12-Jan-26	Mon	Block-7	OSPE/ VIVA	
44th	13-Jan-26	Tue	Block-8	OSPE/ VIVA	
44th	14-Jan-26	Wed	Block-9	OSPE/ VIVA	

Table of Specification

MBBS 3 rd Professional							
Block-9							
Subject	Written Exam			Oral/Practical/Clinical Exam			
	MCQ (1 mark)	SEQ (5 mark each)	Marks	OSPE /OSCE (8 marks each observed)	OSCE (10 marks each observed)	OSVE (14 marks each observed)	Marks
Pharmacology	09	02	19	02	-	01	30
Pathology	12	02	22	02	-	-	16
Family Medicine	05	-	05	-	-	-	-
Community Medicine	27	03	42	03	-	01	38
Surgery	10	01	15	-	-	-	-
Medicine	10	01	15	01	-	-	08
Forensic	15	01	20	02	-	01	30
Behavioral	02	-	02	-	-	-	-
Patient Safety	-	-	-	-	-	-	-
CFRC	-	-	-	01	-	-	08
PERLs + Expository	-	-	-	-	01	-	10
Total	90	10x5=50	140	11 stations x 08 = 88	01 stations x 10 = 10	03 stations x 14=42	140

YEAR-3		
A.	Block 7 (Foundation-II + Hematopoietic, Immunity & Implant + General Pharmacology + Forensic Medicine & Toxicology-I)	Marks
		350
B.	Block 8 (Musculoskeletal & Locomotion-II + Infectious Diseases + Neoplasia + Forensic Medicine & Toxicology - II)	350
C.	Block 9 (Cardiovascular-II + Respiratory II + Community Medicine & Public Health + Family Medicine I + Forensic Medicine & Toxicology - III)	350
	Total	1050

Recommended Books & Reading Resources

Anatomy

Snell's Clinical Anatomy 10th ed.

Langman's Medical Embryology 12th ed

Medical Histology by Laiq Hussain Siddiqui 8th edition.

General Anatomy by Laiq Hussain Siddiqui 6th edition.

Biochemistry

Harpers illustrated Biochemistry (latest edition). Rodwell.V.W MCGrawHill publishers.

Lippincott illustrated Review (latest edition). Kluwer.W.

Essentials of Medical Biochemistry vol 1&2 by Mushtaq Ahmed.

Pathology

Vinay Kumar, Abul K. Abbas and Nelson Fausto Robbins and Cotran, Pathologic basis of disease. WB Saunders.

Robbins and Cotran Pathological Basis of Disease. Kumar, V., Abbas, A. and Aster, J. Latest Edition

Richard Mitchall, Vinay Kumar, Abul K. Abbas and Nelson Fausto Robbins and Cotran, Pocket Companion to Pathologic basis of diseases, Saunders Harcourt.

Walter and Israel. General Pathology. Churchill Livingstone.

Robbins & Kumar, Medical Microbiology and Immunology Levinson.

General Medicine

Principles and Practice of Medicine by Davidson (latest edition)

Clinical Medicine by Parveen J Kumar & Michael Clark

Oxford Handbook of Medicine

Macleod's Clinical Examination book

Medicine and Toxicology by C.K. Parikh

Hutchison's Clinical Methods by Michael Swash. 21st edition

Pharmacology And Therapeutics

Katzung and Trevor's Pharmacology: Examination and Board Review- 15th Edition

Basic and Clinical Pharmacology by Bertram G Katzung (case scenarios only) - 16th Edition-

Current Medical Diagnosis and Treatment- reference book –Edition-2024

Basic and Clinical Pharmacology by Bertram G Katzung (case scenarios only) - 15th Edition

Basic and Clinical Pharmacology by Katzung, McGraw-Hill. 16th Edition.

Pharmacology by Champe and Harvey, Lippincott Williams & Wilkins 8th Edition.

Katzung Basic and Clinical pharmacology, Lippincott Illustrated reviews.

Clinical Pathology Interpretations by A. H. Nagi

Behavioural Sciences

Handbook of Behavioural Sciences by Prof. Mowadat H.Rana, 3rd Edition

Medical and Psychosocial aspects of chronic illness and disability 6th edition by Donna R.Falvo and Beverly E.Holland,

Integrating behavioral sciences in healthcare, Asma Humayun,2003, 1st edition

Community medicine

Parks Textbook of Preventive and Social Medicine. K. Park

Public Health and Community Medicine by Ilyas Ansari

MSDS manual of Government of Punjab

Text book of Community Medicine by Park J E. Latest Edition

Surgery

Bailey & Love's Short Practice of Surgery (latest edition)

Browse's Introduction to the Symptoms & Signs of Surgical Disease 4th Edition

Bailey & Love Short Practice of Surgery, Clinical Surgery pearls by Dayananda Babu RACS for Surgical Audits.

Patent Safety

Patient Safety Curriculum Guide: Multi Professional Guide

Microbiology

Levinson's review of Microbiology

Medical Microbiology and Immunology by Levinson and Jawetz,

Pediatrics Medicine

Nelson Textbook of Pediatrics

Basis of Pediatrics by Pervez Akbar Khan

Gynecology

Gynecology by Ten Teachers

Infection Control

National Guidelines Infection Prevention and control, National Institute of Health Pakistan

Biosafety

Biosafety in Microbiological and Biomedical Laboratories, 6th Edition (CDC, USA)

WHO Laboratory Biosafety Manual, Fourth Edition, And Associated Monographs

WHO safe management of wastes from healthcare facilities chapter 7 -8 page 77-99, 105-125)

Family medicine

Oxford Handbook of General Practice, 5th Edition

Orthopedics

Apley and Solomon's System of Orthopaedics and Trauma by Ashley Blom (Editor)

Rheumatology

Davidson's Principles and Practice of Medicine

Clinical Medicine by Parveen J Kumar & Michael Clark

Hutchison's Clinical Methods by Michael Swash

Radiology

Aids to Radiological Differential Diagnosis by Chapman S. and Nakielny R. 4th edition.

Elsevier Science Limited; 2003.

Forensic Medicine

Knight's Forensic Pathology by Barnard Knight 3rd edition

G. Principles and Practice of Forensic Medicine by Prof. Nasir R. Awan, 2nd edition

Forensic DNA Typing – 2nd Edition, Author: John M. Butler

Parikh's Textbook of Medical Jurisprudence, Forensic Medicine and Toxicology by C.K. Parikh 6th Ed., CBS Publisher.

Gun Shot Wounds 2nd edition by V.J.Deimaio

Knight B. Simpson's Forensic Medicine.

Knight and Pekka. Principles of Forensic Medicine

Forensic Pathology

Forensic pathology 2nd edition by V.J.Deimaio CRC press Boca Raton London New York

Washington DC

Toxicology

Principles of clinical toxicology 3rd edition Thomas. Gossel CRC press Taylor and Francis group

Forensic Sciences

Fundamentals of Forensic Science- 3rd Edition: Author: Max M Houck, Jay A. Siegel

TextBook of forensic medicine and toxicology Principles and Practice 5th edition by Krishan Vig

Biomedical ethics

Principles of Biomedical ethics, 8th edition by Tom. L. Beauchamp, James F. Childress.

Evidence Based Medicine

Databases for the latest articles/manuscripts

Clinical Practice Guidelines- local and international - (within last 3 years)

Books (Latest edition-within last 5 years)

Pediatrics

Nelson's Book of Pediatric 22 edition Illustrated book of Pediatrics, Pervaiz Akbar textbook pediatrics medicine

Islamiyat

Standard Islamiyat (compulsory) for B.A, BSc, MA, MSc, MBBS by Prof M Sharif Islahi.

Ilmi Islamiyat(compulsory) for BA, BSc & equivalent.

About Avicenna Medical College

Avicenna Medical & Dental College is a purpose-built, fully equipped institution with experienced and excellence-driven faculty to train high-quality dental professionals in Pakistan.

Avicenna Medical & Dental College runs under the umbrella of Abdul Waheed Trust. Abdul Wahid Trust is a non-profit social welfare organization and registered under the Societies Act with the Registrar of Societies. The Trust is legalized through a Trust Deed that bears necessary rectifications. The Trust Deed is further supported by its Memorandum and Article of Association that authorizes the establishment and operation of the Medical College, the Dental College, the Nursing College, the Allied Health Sciences College, and other activities in the healthcare sector.

In 2009, Avicenna Medical & Dental College was recognized by the Pakistan Medical & Dental Council. With the advent of advanced tools and technology in every field of health science, medicine today has shot up to the greater end of the gamut with superior choice and promises in medical therapy in the very vicinity of the common man. AVMDC promises to be one such neighborhood.

Infrastructure Resources

Sr .	Infrastructure Resources	Description
1.	Lecture Hall	Each year has a dedicated lecture hall, totaling five lecture halls for the five professional years. These halls are equipped with modern audiovisual aids to support effective teaching and learning.
2.	Tutorial Room	The college's tutorial rooms, each with a capacity of 30, are specifically designed to support small group discussions and interactive sessions. These rooms facilitate personalized instruction, enabling more engaged and effective learning through direct interaction between students and instructors.
3.	Lab	The college is equipped with state-of-the-art laboratories for practical and clinical work. Each lab is designed to support various disciplines, to facilitate hands-on learning.
4.	Library on campus	A huge library occupies a full floor and has 260 seats including study carrels and group-discussion tables. Latest reference books of Basic and Clinical Sciences along with national & international journals are available in the library.
5.	Digital Library	The digital library offers access to a vast collection of e-books, online journals, research databases, and other digital resources. It supports remote access and provides tools for academic research and learning.
6.	Learning Management System (LMS)	The LMS is a comprehensive online platform that supports course management, content delivery, student assessment, and communication. It provides tools for tracking progress, managing assignments, and facilitates ongoing academic activities.

6.	Phantom Labs	Specialized Phantom Labs are available for advanced simulation and practice in dental procedures. These labs provide high-fidelity models and simulators that help students refine their clinical skills in a controlled environment.
7.	Mess & Cafeteria	<p>The College has its own on-campus Mess which caters to 600 students. All food items including dairy, meat, and vegetables are sourced organically and bought in at the time of cooking, in order to ensure that students get freshly cooked meals at all times</p> <p>Students form the Mess committee which decides the mess menu in consultation with other students. The Mess offers fresh food to all residents three times a day. However, day scholars are also welcome to use the Mess facility at a reasonable cost.</p> <p>Two 50- inch LCD screens provide students an opportunity to get entertained during their meal times.</p>
8.	Gymnasium & Sports	<p>We recognize sports as a pivotal key to shape and maintain students' personality and good health. The College has indoor and outdoor sports facilities to help enhance the cognition and capacity to learn. There is a proper sports section for various games like basketball, football, volleyball, and cricket.</p> <p>The gym itself is fully equipped with modern machinery both for students and faculty.</p>
9.	IT Lab	The IT Lab is equipped with modern computers and software available for students who need access for academic purposes.
10.	Auditorium	The college has a spacious auditorium equipped with advanced audio-visual facilities. It is used for large-scale lectures, guest presentations, and academic conferences, providing a venue for students to engage with experts and participate in important educational events.
11.	Examination Halls	The college provides dedicated examination halls that are designed to accommodate a large number of students comfortably. These halls are equipped with necessary facilities to ensure a smooth and secure examination process, including proper seating arrangements, monitoring systems, and accessibility features.

7-Star Doctor Competencies (PMDC)

According to national regulatory authority PMDC, a Pakistani medical/dental graduate who has attained the status of a 'seven-star doctor' is expected to demonstrate a variety of attributes within each competency. These qualities/ generic competencies are considered essential and must be exhibited by the individual professionally and personally.

1. Skillful / Care Provider.
2. Knowledgeable / Decision Maker.
3. Community Health Promoter / Community Leader.
4. Critical Thinker / Communicator
5. Professional / Lifelong learner.
6. Scholar / Researcher
7. Leader/ Role Model / Manager

Message from the Principal

As a Co-Founder and Co-Chairperson, I have been involved in planning, construction and accreditation of Avicenna Medical College by the Pakistan Medical and Dental Council (PM&DC) and its affiliation with the esteemed University of Health Sciences (UHS). It is a pleasure to see Avicenna Medical College develop, progress and achieve maximum academic excellence in a short period since its inception in 2009. The institution has lived up to its mission of training and producing medical graduates of international standards. Three batches have passed out as Doctors, who currently are serving in the country and abroad while several have opted for post-graduation and are on road to progress. We have achieved several milestones since 2009 including the recognition of our College for FCPS training by College of Physicians and Surgeons of Pakistan (CPSP), establishment of College of Nursing and Avicenna Dental College.

Principal

Prof. Dr. Gulfreen Waheed
MBBS, FCPS, MHPE, PhD Scholar - HPE
Avicenna Medical & Dental College



Message from the Chairman

The Avicenna Medical & Dental College is a project of Abdul Waheed Trust which is a Non-profitable, Non-governmental, Non-political & Social organization, working for the welfare of Humanity and based on Community empowerment. Avicenna Medical College has its own 530 bedded Avicenna teaching Hospital (Not for Profit hospital) within the College Campus & 120 bedded Aadil Hospital, at 15 minutes' distance. Separate comfortable hostels for boys & girls are provided on the campus.

Our students benefit from the state of the art College Library with facilities of Internet & online Journals that remain open 15 hours a day, for our students & faculty members. I am particularly pleased with the hard work by the Faculty and Students in the achievement of historic 100% results for all the classes. It is a rare achievement and speaks of dedication of the Faculty and Staff. Our motto is Goodness prevails and we aim at producing Doctors' who are knowledgeable, competent in clinical skills and ethical values.

Avicenna Medical College & Hospital was founded to provide quality health care services to the deserving patients belonging to the rural areas near Avicenna Hospital as well as to provide quality medical education of international standard to our students. The Hospital provides all medical services and Lab diagnostics to the local population at minimal cost. So far by the grace of Allah Almighty the number of patients being treated and operated upon at our Hospital is increasing every day as there is no other public or charity hospital in the circumference of 20km. We have already established two Satellite Clinics in the periphery which are providing outdoor care while admission cases are brought to the Hospital in Hospital transport.

Following the success of our reputable Medical College and Hospital, we were able to successfully establish Avicenna Dental College which is recognized by the Pakistan medical & Dental Council & University of Health Sciences. To date, we have enrolled five batches in our dental college and we aim to achieve the same level of success for our dental students as our medical students.

Chairman
Abdul Waheed Sheikh
Avicenna Medical & Dental College





Avicenna Medical & Dental College



Vision

The vision of **Avicenna Medical & Dental College** is to become a college that thrives to achieve improvement in healthcare of masses through creative delivery of educational programs, innovative research, commitment to public service and community engagement in a environment that supports diversity, inclusion, creative thinking, social accountability, life-long learning and respect for all.

Mission

The mission of **Avicenna Medical and Dental College** is to educate and produce competent, research oriented healthcare professionals with professional commitment and passion for life-long learning from a group of motivated students through quality education, research and service delivery for the improvement of health status of the general population.